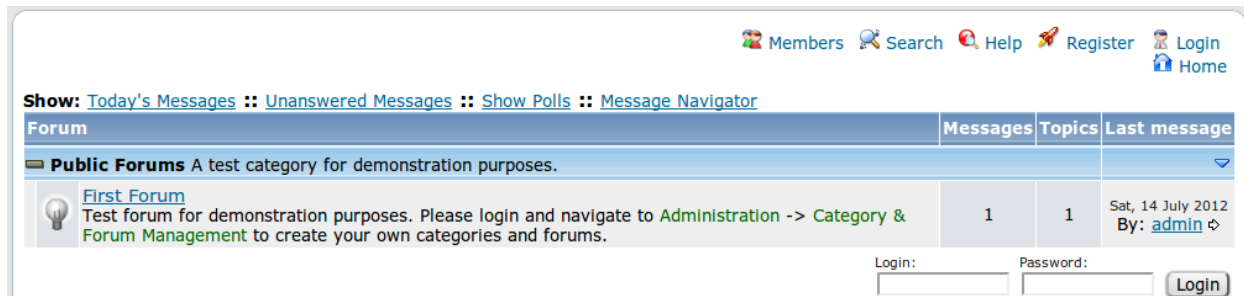


FUDforum: a quick tutorial on groups and user permissions

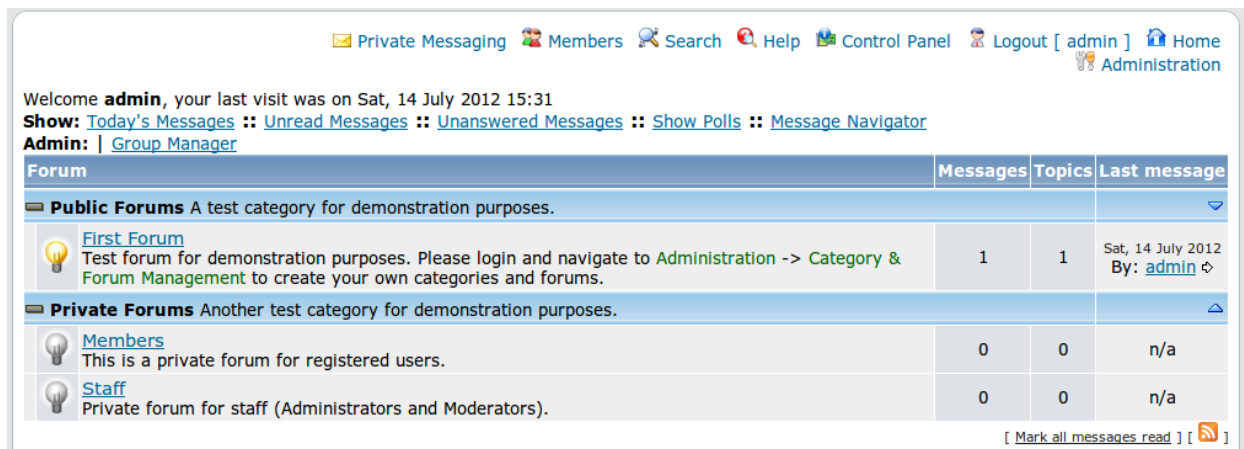
FUDforum first install

Let's start with a clean FUDforum installation, the view in our browser will look something like below.



The screenshot shows the FUDforum interface from the perspective of an anonymous user. At the top right, there are navigation links: Members, Search, Help, Register, Login, and Home. Below this is a navigation bar with links for Today's Messages, Unanswered Messages, Show Polls, and Message Navigator. The main content area features a table with columns for Forum, Messages, Topics, and Last message. Under the 'Public Forums' category, there is one forum listed: 'First Forum', which has 1 message and 1 topic. The last message was posted on Saturday, 14 July 2012, by 'admin'. At the bottom right, there is a login form with fields for 'Login:' and 'Password:', and a 'Login' button.

As an anonymous user we can only see the forum *First Forum* in the *Public Forums* category. Now let's try and login as the forum administrator.



The screenshot shows the FUDforum interface from the perspective of the forum administrator. At the top right, there are navigation links: Private Messaging, Members, Search, Help, Control Panel, Logout [admin], and Home Administration. Below this is a navigation bar with links for Today's Messages, Unread Messages, Unanswered Messages, Show Polls, and Message Navigator. The main content area features a table with columns for Forum, Messages, Topics, and Last message. Under the 'Public Forums' category, there is one forum listed: 'First Forum', which has 1 message and 1 topic. The last message was posted on Saturday, 14 July 2012, by 'admin'. Under the 'Private Forums' category, there are two forums listed: 'Members' and 'Staff', both of which have 0 messages and 0 topics. The last message for both is 'n/a'. At the bottom right, there is a link to 'Mark all messages read'.

We now also see the *Private forums* category and the two private forums *Members* and *Staff*.

How does the installer achieve this? Let's have a look at the **Groups Manager** section of the administration interface.

Available Groups:

The permissions shown below **ONLY** control the permissions group leaders will be able to change for the group's they manage. To change the user permissions please use the **user-land group manager**.

Group Name	V	R	C	R	E	D	M	C	A	V	R	S	L	M	U	U	C	Leaders	Actions
	I	E	R	E	E	E	A	A	T	O	A	P	O	O	S	S	A		
	S	R	E	P	I	L	R	R	T	T	T	L	C	O	E	E	N		
	I	E	A	T	T	E	E	E	A	E	E	I	O	V	S	S	[
	B	T	T	M	M	T	P	P	T	O	O	/	U	T	M]	S		
	L	O	N	E	S	O	P	O	F	N	P	N	N	O	I]	A		
	E	N	E	M	S	S	I	L	I	P	L	L	L	O	L]	R		
				T	A	A	S	L	S	L	S								
				O	G	G	S	S											
				M	E	S	S	S	S	S	S	S	S	S	S	S	S		
				A	A	A	A	A	A	A	A	A	A	A	A	A			
				S	S	S	S	S	S	S	S	S	S	S	S	S			
				S	S	S	S	S	S	S	S	S	S	S	S	S			
				S	S	S	S	S	S	S	S	S	S	S	S	S			
				S	S	S	S	S	S	S	S	S	S	S	S	S			
				S	S	S	S	S	S	S	S	S	S	S	S	S			
				S	S	S	S	S	S	S	S	S	S	S	S	S			
				S	S	S	S	S	S	S	S	S	S	S	S	S			
				S	S	S	S	S	S	S	S	S	S	S	S	S			
				S	S	S	S	S	S	S	S	S	S	S	S	S			
				S	S	S	S	S	S	S	S	S	S	S	S	S			
				S	S	S	S	S	S	S	S	S	S	S	S	S			
				S	S	S	S	S	S	S	S	S	S	S	S	S			
				S	S	S	S	S	S	S	S	S	S	S	S	S			
				S	S	S	S	S	S	S	S	S	S	S	S	S			
				S	S	S	S	S	S	S	S	S	S	S	S	S			
				S	S	S	S	S	S	S	S	S	S	S	S	S			
				S	S	S	S	S	S	S	S	S	S	S	S	S			
				S	S	S	S	S	S	S	S	S	S	S	S	S			
				S	S	S	S	S	S	S	S	S	S	S	S	S			
				S	S	S	S	S	S	S	S	S	S	S	S	S			
				S	S	S	S	S	S	S	S	S	S	S	S	S			
				S	S	S	S	S	S	S	S	S	S	S	S	S			
				S	S	S	S	S	S	S	S	S	S	S	S	S			
				S	S	S	S	S	S	S	S	S	S	S	S	S			
				S	S	S	S	S	S	S	S	S	S	S	S	S			
				S	S	S	S	S	S	S	S	S	S	S	S	S			
				S	S	S	S	S	S	S	S	S	S	S	S	S			
				S	S	S	S	S	S	S	S	S	S	S	S	S			
Global Anonymous Access	Y	Y	N	N	N	N	N	N	N	N	N	N	N	N	N	N	Y	No Leaders	[Edit]
Global Registered Access	Y	Y	Y	Y	N	N	N	Y	Y	Y	Y	N	N	N	Y	Y	Y	No Leaders	[Edit]
First Forum	Y	Y	Y	Y	Y	Y	Y	Y	Y	Y	Y	Y	Y	Y	Y	Y	Y	No Leaders	[Edit] [Manage Leaders] [Manage Users]
Members	Y	Y	Y	Y	Y	Y	Y	Y	Y	Y	Y	Y	Y	Y	Y	Y	Y	No Leaders	[Edit] [Manage Leaders] [Manage Users]
Staff	Y	Y	Y	Y	Y	Y	Y	Y	Y	Y	Y	Y	Y	Y	Y	Y	Y	No Leaders	[Edit] [Manage Leaders] [Manage Users]

There are five groups.

The first two groups (*Global Anonymous Access* and *Global Registered Access*) are special. They are always present in any forum and the permissions they specify applies to any forum (unless they are overridden). In our case, an anonymous user will be able to see and read any forum, as well as perform searches, but he will not be able to do anything else.

How come anonymous users can only see *First forum*, then? Here come into play the remaining three groups. These kind of groups are created by FUDforum automatically every time a new forum is added: i.e. each forum has its own group. The permissions specified are the maximum permissions that a non-moderator, non-administrator user will ever get, but each user might have lower permissions as well. Let's have a better look by clicking on the **Manage Users** link of the *Members* group.

Group Editor Selection

Group: * Members ▼ Edit Group

Currently Editing: **Members**
Primary group for forum: Members

Member [[Find User](#)]

Visible	Read	Post	Reply	Edit	Delete
Yes ▼	Yes ▼	Yes ▼	Yes ▼	No ▼	No ▼
Sticky messages	Create polls	Attach files	Vote	Rate topics/members	Split topics
No ▼	Yes ▼	Yes ▼	Yes ▼	Yes ▼	No ▼
Lock topics	Move topics	Use smilies	Use image tags	Can Search	
No ▼	No ▼	Yes ▼	Yes ▼	Yes ▼	

Add Member

Member	Permissions (move mouse over the permission to see its type)																Action	
Anonymous	No	No	No	No	No	No	No	No	No	No	No	No	No	No	No	No	[Edit]	
All Registered Users	Yes	Yes	Yes	Yes	No	No	No	Yes	Yes	Yes	Yes	No	No	No	Yes	Yes	Yes	[Edit]

There are three areas of interest.

- In **red**, there is the group selector. By using it we can choose to edit a different group without going back to the administration interface.
- In **green**, there is the area where permissions are assigned to the currently selected user. A user can be found using the search box, or we can click the “Edit” link if it is already a member of the group
- In **yellow**, there is a summary of the group members and their permissions.

By looking at the row for *Anonymous* in the summary, we can see that anonymous users have all permissions set to *No*. This is why anonymous users cannot see this forum! On the other hand, registered users can see the forum and do new posts, but they cannot edit or delete messages, create stickies, nor can they spit, lock or move topics.

Let’s move on to the *Staff* group, by using the **Group Editor Selection**

Member	Permissions (move mouse over the permission to see its type)																Action	
Anonymous	No	No	No	No	No	No	No	No	No	No	No	No	No	No	No	No	[Edit]	
admin	Yes	Yes	Yes	Yes	No	No	No	Yes	Yes	Yes	Yes	No	No	No	Yes	Yes	Yes	[Edit] [Delete]
All Registered Users	No	No	No	No	No	No	No	No	No	No	No	No	No	No	No	No	[Edit]	

This time, both anonymous users and registered users are denied all permissions and only the administrator can access the forum! Let’s verify it by creating a new user.

Adding a user

We go back to the **Admin Control Panel**, then click on **User Manager** on the left, then on **Create users** in the *Account moderation* section. We fill the fields as shown in the figure, and click on **Add User**.

Add User

Register a new forum user:

Login:	<input type="text" value="test"/>	
Password:	<input type="text" value="test"/>	[Generate]
E-mail:	<input type="text" value="test@test.com"/>	
Real Name:	<input type="text" value="test"/>	
<input type="button" value="Add User"/>		

We logout, then login as “test” and...

The screenshot shows a forum interface with a navigation bar at the top containing links for Private Messaging, Members, Search, Help, Control Panel, and Logout [test]. A welcome message reads: "Welcome test, your last visit was on Sat, 14 July 2012 15:31". Below this is a row of links: Show: Today's Messages :: Unread Messages :: Unanswered Messages :: Show Polls :: Message Navigator. The main content is a table of forums:

Forum	Messages	Topics	Last message
Public Forums A test category for demonstration purposes.			
First Forum Test forum for demonstration purposes. Please login and navigate to Administration -> Category & Forum Management to create your own categories and forums.	1	1	Sat, 14 July 2012 By: admin
Private Forums Another test category for demonstration purposes.			
Members This is a private forum for registered users.	0	0	n/a

At the bottom right of the forum list, there is a link: [Mark all messages read] [icon]

... the user “test”, who is a just registered user and not a member of the *Staff* group with active permission, can only see *First forum* and *Members*!

Creating a new custom group

This system is very nice, but if we had to add one-by-one each and every user for every forum required it would drive us mad. That is why we can create custom groups that affect many forums at once.

So let's go to the **Admin Control Panel**, then **Groups Manager**. We can now add a new group, which we will call *Moderators*, which *Resources* will be all the forums available. We can assign multiple resources by using CTRL+click (CMD+click on Apple computers). We also change the *Maximum permissions* so that they are all set to Yes.

Admin Group Manager

Add New Group:

Group Name:

Group Resources: (select one or more)

- Public Forums » First Forum
- Private Forums » Members
- Private Forums » Staff

Inherit from:

Anonymous and Registered Masks:

Maximum Permissions

(group leaders won't be able to assign permissions higher than these)

Permission	Value
Visible	Yes
Read	Yes
Create new topics	Yes
Reply to messages	Yes
Edit messages	Yes
Delete messages	Yes
Make topics sticky	Yes
Create polls	Yes
Attach files	Yes
Vote on polls	Yes
Rate topics	Yes
Split/Merge topics	Yes
Lock/Unlock topics	Yes
Move topics	Yes
Use smilies/emoticons	Yes
Use [img] tags	Yes
Can Search	Yes

We now also have the group Moderators, as shown below.

	S																			
Global Anonymous Access	Y	Y	N	N	N	N	N	N	N	N	N	N	N	N	N	N	N	Y	No Leaders	[Edit]
Global Registered Access	Y	Y	Y	Y	N	N	N	Y	Y	Y	Y	N	N	N	Y	Y	Y	No Leaders	[Edit]	
First Forum	Y	Y	Y	Y	Y	Y	Y	Y	Y	Y	Y	Y	Y	Y	Y	Y	Y	No Leaders	[Edit] [Manage Leaders] [Manage Users]	
Members	Y	Y	Y	Y	Y	Y	Y	Y	Y	Y	Y	Y	Y	Y	Y	Y	Y	No Leaders	[Edit] [Manage Leaders] [Manage Users]	
Staff	Y	Y	Y	Y	Y	Y	Y	Y	Y	Y	Y	Y	Y	Y	Y	Y	Y	No Leaders	[Edit] [Manage Leaders] [Manage Users]	
Moderators	Y	Y	Y	Y	Y	Y	Y	Y	Y	Y	Y	Y	Y	Y	Y	Y	Y	No Leaders	[Edit] [Delete] [Manage Leaders] [Manage Users]	

We desire the let the user “test” become a moderator, so we click on the **Manage Users** link for such group. We type “test” In the *Member* text box and click the **Add member** button.




Now “test” is a part of Moderators and it has been added with the maximum possible permissions, although they can be changed via the *Edit* link.


Member	Permissions (move mouse over the permission to see its type)	Action
test	Yes Yes Yes Yes Yes Yes Yes Yes Yes Yes Yes Yes Yes Yes Yes Yes	[Edit] [Delete]

If we now logout and login as *test* once more, we will be able to see all the forums as well as perform all operations on them!

[Private Messaging](#) [Members](#) [Search](#) [Help](#) [Control Panel](#) [Logout \[test \]](#)
[Home](#)

Welcome **test**, your last visit was on Sat, 14 July 2012 15:35
Show: [Today's Messages](#) :: [Unread Messages](#) :: [Unanswered Messages](#) :: [Show Polls](#) :: [Message Navigator](#)

Forum	Messages	Topics	Last message
Public Forums A test category for demonstration purposes. ▼			
 First Forum Test forum for demonstration purposes. Please login and navigate to Administration -> Category & Forum Management to create your own categories and forums.	1	1	Sat, 14 July 2012 By: admin ↻
Private Forums Another test category for demonstration purposes. ▲			
 Members This is a private forum for registered users.	0	0	n/a
 Staff Private forum for staff (Administrators and Moderators).	0	0	n/a

[[Mark all messages read](#)] []

Thanks for reading this basic tutorial on user permissions in FUDforum, I hope it has been helpful.

NeXuS